

# Mending Lines

Page 1

July-August 2010

## Don's Den

By: Don Privett

### July Outing Mottville MI

July 25

Please Contact Rick Hinton for more information regarding this outing  
Cell: (260)432-4171  
Work: (260) 747-4883

### August

19th

Regular

Monthly meeting

Fishing season is now in high gear and we have had some really great days. Fifty bass one day between Gary and I. They were a mix of large and small mouth bass. All the fish where caught on olive woolly bug-gers, Lynn's Motto minnow and a Jerry Hohla craw dad. It was one of those days that you just didn't want to quit. We also went on a day and a half musky trip. I had a hit and another one chased the fly to the boat when we had to quit due to rain. We decided to go back for another full day. On the second day I had one fish hooked and to the boat and for some reason the fish came off. Vince said that it looked to be 38 to 40 inches long and around 15 pounds. This fishing is not for the light of heart, ten hours on the water with a ten weight rod and flies that are tied on 6/0 hooks that are 6+ inches long and non stop casting. If you can get a fish to the boat it might just be worth the effort.

The drawing was held for the day on the water trips and everyone that won was at the casting clinic. The dates are being set up for the trips and Carla Gray was the unlucky winner who will be going with me.

The club now has fly rods and reels that we can loan to members. If you have some one that you are going to fish with and need to barrow a outfit for a day or two let a board member know and we can get you set up.

The Pigeon river outing was attend by eleven members. A nice lunch was provided by the club. Due to the bad weather the night before there was not a lot of fishing done, but we had a nice time talking and showing off some new flies.

I will be looking forward to seeing everyone at Mottville Michigan on the July 25. The location is on the web site. Just click on the calendar event and you can bring up the map.

Remember if you're not fishing you aren't catching.

Don



## Determining Fly Line Weight

By Gary Sanders

Have you ever acquired an old fly rod and line that wasn't labeled with the modern standard say 5WT? Or found a coiled line in a drawer, or on a reel that wasn't marked? Short of grabbing an assortment of different rods and casting the line to see what weigh rod casts it best, or taking it to your local fly shop to see what they think, there is solution. The AFTMA (American Fishing Tackle Manufactures Association) has set the standard by which Fly line is measured and rods are engineered. The standard assures when you go to the shop and pickup a 5WT rod and line they work well together.

The Weight of the first 30 feet or 9.1 meters of a line determines its WT. I.e. a 5WT line should weigh approximately 140 grains. Not many people own a scale to measure in grains. I do have a dietary kitchen scale that will measure in either grams or ounces and is good enough for this job. They are available at your local department store for about \$20.

In order to determine the weight of a line, Measure off the Front 30 feet of the line. Coil it up and weigh it. Be sure to suspending the rest of the line so you only get the weight of the first 30 feet. Find the result on the chart below and you have solved the puzzle.

The chart is also a good starting place if you want to build your own shooting heads. From the research I have done start about 2 weights heavy and then adjust to determine what works best for your casting style and rod. For more info on shooting heads go to: <http://globalflyfisher.com/fishbetter/shootingheads/1st-7th.html>

**AFTMA standard fly line weights** (weight of the first 30 feet (9.1 m) of line)

Designation	Weight (grains)	Acceptable range (grains)	Weight (grams)	Acceptable range (grams)	Weight (ounces)	Acceptable range (ounces)
1wt	60	54 66	3.89	3.50 4.28	0.14	0.12 0.15
2wt	80	74 86	5.18	4.80 5.57	0.18	0.02 0.20
3wt	100	94 106	6.48	6.09 6.87	0.23	0.21 0.24
4wt	120	114 126	7.78	7.39 8.16	0.27	0.26 0.29
5wt	140	134 146	9.07	8.68 9.46	0.32	0.31 0.33
6wt	160	152 168	10.37	9.85 10.89	0.37	0.35 0.38
7wt	185	177 193	11.99	11.47 12.51	0.42	0.40 0.44
8wt	210	202 218	13.61	13.09 14.13	0.48	0.46 0.50
9wt	240	230 250	15.55	14.90 16.20	0.55	0.53 0.57
10wt	280	270 290	18.14	17.50 18.79	0.64	0.62 0.66
11wt	330	318 342	21.38	20.61 22.16	0.75	0.73 0.78
12wt	380	368 392	24.62	23.85 25.40	0.87	0.84 0.90
13wt	450		29.16		1.03	
14wt	500		32.40		1.14	
15wt	550		35.64		1.26	

For more information:

[http://en.wikipedia.org/wiki/Fly\\_fishing\\_tackle](http://en.wikipedia.org/wiki/Fly_fishing_tackle)

[http://ts.nist.gov/WeightsAndMeasures/Publications/upload/h4402\\_appenc.pdf](http://ts.nist.gov/WeightsAndMeasures/Publications/upload/h4402_appenc.pdf)

### Through A Kids Eyes

By Clay Gill, Taken from FFF Wire


He said Pappy--I wanna catch a fish! He was holding his hands like a prayer. How can you deny a kid who really-really wants to go fishing. That is a natural born fisherman. Girls like it too. All my babies want to go fishing. He said I want to catch it-cook it and eat it!---Now! -How do you dampen enthusiasm. You would hope your kids want to fish. But all my Grand kids are crazy about it. It runs in the blood! Probably the best way to get started is the way we all did. With worms and a cork. Small hooks and a red and white bobber. You fish by a bush or wall, tree or some place fishy and the perch come a-runnin, -as my Daddy would say. Dough balls, corn, or bread. It all works, and you get that magic tug. It is the tug, that does the trick. Once a kid feels that tug and pull on the line it is all over. They become hooked on fishing forever. There is no antidote or remedy. It is incurable. If kids like to tinker a lot, they get interested in fly fishing. The ones who take things apart as soon as they can fidget usually become fly fisherpersons. They have the curiosity and propensity to wade through all the complications of the game. The others,--they say--oh--I don't do that! They just want to cast out, and reel back in. That's ok too. If all the pluggers were fly fishing, we would be elbow to elbow.

The good news is -what fishing lends to the teachers. It is a time. Kids listen to you-completely on fishing trips. You can sneak in valuable lessons about good, the bad, drugs, morals, life, and Aggies versus Longhorns. Wide eyed and curious you tell them (as you thread bait on the hook). Captivated, they hear you and may not even know it. It's funny how this happens. And then they tell you --about it. Remember a time when you could not get enough of fishing. I remember all the tales spun on the weekend trips. It was always a story with a ending moral. For me it was in one ear and out the other. All I wanted to do was fill a rope stringer,-completely full. Get out of my way. We have fishing to do. Give me some more bait. We got fish to catch and fry. Now I realize I was a captive audience. Those stories were cleverly crafted to impart a message. I was indoctrinated. And also so lucky-indeed, to be the recipient or those tall tales they spun. My instructor was smart! Anybody can accomplish this feat. Grandma's can take kids fishing. They took me. I caught fish and she cooked them too. The cornmeal was crunchy and Cole slaw was just the best. Afterwards the kids got chocolate cake and then we slept like never before. Anybody can make memories like these. It is easy and fun.


I remember learning to play poker with Pinto Beans as money the way Dad did on the WW-II troop ships. Dad would tell me, "always bail out on card five with a bad hand,- or, looking good, keep them all busy, as you make them buy the last two cards with a bad hand, (playing seven card stud)". "And then you skin-em alive". Right or wrong you can impart a message on fishing trips they will hear. Trips should encompass adventure, intrigue, and excitement. Kids never ever forget that. I still remember all the fun we had. Kids grow up way too quickly to miss this. Something else kids fall for is fishing in the dark. Running catfish lines or jug lines is high adventure for a young person. They all want to hold the light. As the main line zips back and forth the anticipation builds. A big Cat on the staging line is like a monster coming up. I remember three foot Blues and Channels that looked ten feet long when they surfaced. You are hanging over the edge of the flat bottom boat when the flashlight illuminates a big shiny head and beady eyes. You never forget the first one! Tons of Speckled Trout in coastal pier lights can be a sensory overload for kids! Once they are old enough to go, it is a whole new game at night! Young and old, everybody likes to fish. But the best time to hook them for sure is early in life. The old Zebco and a cardboard worm box from the ice house is amazing stuff. As children grow accustomed to fishing, they might lean toward fly fishing. But, many are pushed too quickly. They often shy from complication. Little guys get interested once they see things happen. They can't live without it. You know it is graduation day when one says--"I want to do that"! At that point, they also listen to all the things they need to hear. And you can be the guardian angel who passes it forward! Let's make it happen for someone soon!

# Dragonfly


By John Eaton



Coat top and bottom body and head with SHHAN.



1 - Make a thread base on hook, start behind eye and go to right above the point of the hook, then back to just behind the eye.



2 - Fold under the first to sections of the body material to form the head wrap the thread between each section back to the point of the hook then wrap back to just behind the 3rd section. Try to keep your wraps between the humps.

**Hook:** Eagle Claw L052 #6 or equivalent style

**Thread:** Medium Blue Sewing Thread.

**Body:** Blue Non Slip Shelf Material 12 sections for each fly.

**Head:** Last 2 section of Body Material doubled under next two sections.

**Wings:** Whisper Wrapping material folded in half then cut to shape by hand.



3 - Tie in one set of wings with figure 8 wraps, advance thread to behind hump number two. Tie in this set of wings with figure 8 wraps



4 - Advance thread behind the first hump and tie off. Then coat back and bottom of fly with Sally Hansens Hard As Nails.

**Officers:**

President: Don Privett  
Dprivett@3rff.org

Treasure: Gary Sanders  
Gsanders@3rff.org

Secretary: Curly Hodson  
Chodson@3rff.org

**Board of Directors:**

Bill Fitzgerald bfitzgerald@3rff.org

Zack Harris zharris@3rff.org

Rick Hinton rhinton@3rff.org

Rex Lengacher rlengacher@3rff.org

Lynn Burry lburry@3rff.org

Steve Harris sharris@3rff.org

Derek Frederickson dfrederickson@3rff.org

Bob Lowden blowden@3rff.org

Carla Gray

**Calendar Of Events****July 2010**

**6th** Board Meeting 6:45 PM  
Richards Restraunt  
Getz Rd

**25th** Mottville MI Outing  
Contact Rick Hinton For  
More information.

**August 2010**

**3rd** Board Meeting 6:45 PM  
Richards Restraunt  
Getz Rd

**19th** Regular Meeting

**Fish Weight Calculation**

From [www.killroys.com](http://www.killroys.com)

W= weight

L= length

G= girth

K= 800 for bass and trout shaped fish and 900 for pike and gar shaped fish.


$L \times G \times G / K = \text{weight}$

example 14 inch bass 12 inches around

$14 \times 12 \times 12 / 800 = 2.52 \text{ pounds}$

**THREE RIVERS FLY FISHERS LLC**

P.O. Box 8548  
Fort Wayne, IN  
46898-8548



**PUBLISHER**

Three Rivers Fly Fishers LLC.

The entire contents of *Mending Lines* are copyright 2006 and may not be reproduced in any manner either in whole or in part without written permission from the publishers. All rights reserved.

*Mending Lines* is not responsible for opinions expressed by its writers and contributors. Those opinions are not necessarily those of the publisher.

*Three Rivers Fly Fishers* does not assume any responsibility for unsolicited contributions.

**MAILING ADDRESS**

The Three Rivers Fly Fishers  
P.O. Box 8548  
Fort Wayne, IN 46898-8548